



# Fire & Emergency Services Report

May 17, 2012



# What are we going to cover?

- Contracted Service Areas
- Capital Facilities Plan
- Fire and Injury Prevention Activities
- Calls for Service History
- Fire & EMS Standard of Cover
- Advanced Life Support (ALS) Current Status
- Next Steps

# Contracted Service Areas

- 18 Contracts
  - 11 under old agreement
  - 7 under new methodology
  - 5 have no contract
- New Methodology
  - Joint effort between LFD and C2F&R
  - Full Service; Fire, EMS, Confined Space, Hazmat
  - Based on Assessed Valuation
  - Implement in JAN 2013 or as contracts expire

# Capital Facilities Plan

- Recommendations
  - Construct New Headquarters Station (Near-Term)
  - Remodel of Downtown Station (Intermediate)
  - Replace West Longview Station (Intermediate)
  - Construct New Station 84 (Long-Term)

Near-Term = 1 to 5 Years

Intermediate = 5 to 10 Years

Long-Term = 10 to 20 Years

# 2011

## Fire & Injury Prevention Activities

- Completed 1129 out of 1218 Existing Occupancy Inspections
- Conducted 23 Injury and Fire Prevention Presentations
- Contacted 885 youth and adults during Fire Prevention Week and Annual Open House
- Investigated all fires for Origin and Cause (130)
- Inspected all new construction projects for Fire Code Compliance
- Conducted Plan Review on all submitted new construction project proposals

# EMS Incident Types

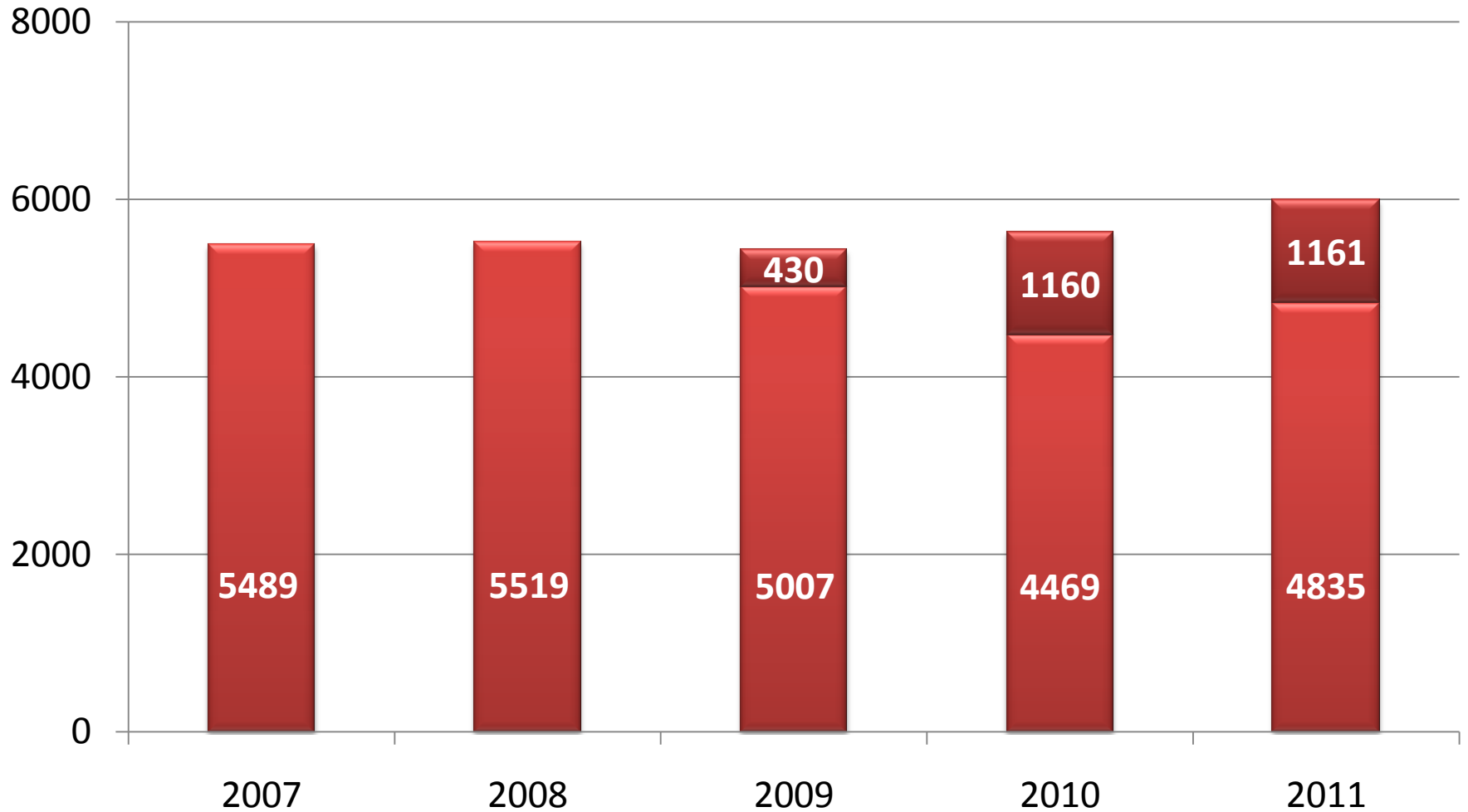
Public Assist

Collisions

Medical

Letter	Severity	Resources	Response
<b><i>Alpha</i></b>	Non Life-Threatening	Basic Life Support	Non Emergency
<b><i>Bravo</i></b>	Possibly Life-Threatening	Basic Life Support	Emergency
<b><i>Charlie</i></b>	Life-Threatening	Advanced Life Support	Emergency
<b><i>Delta</i></b>	Serious Life Threat	Advanced Life Support	Emergency
<b><i>Echo</i></b>	Life Status Questionable	Closest Available (Multiple Resources Sent)	Emergency
<b><i>Omega</i> "Ω"</b>	Public Assist Only	Basic Life Support	Non Emergency

# Calls for Service History



■ Alpha & Bravo (AMR Only)

# Fire Incident Response History



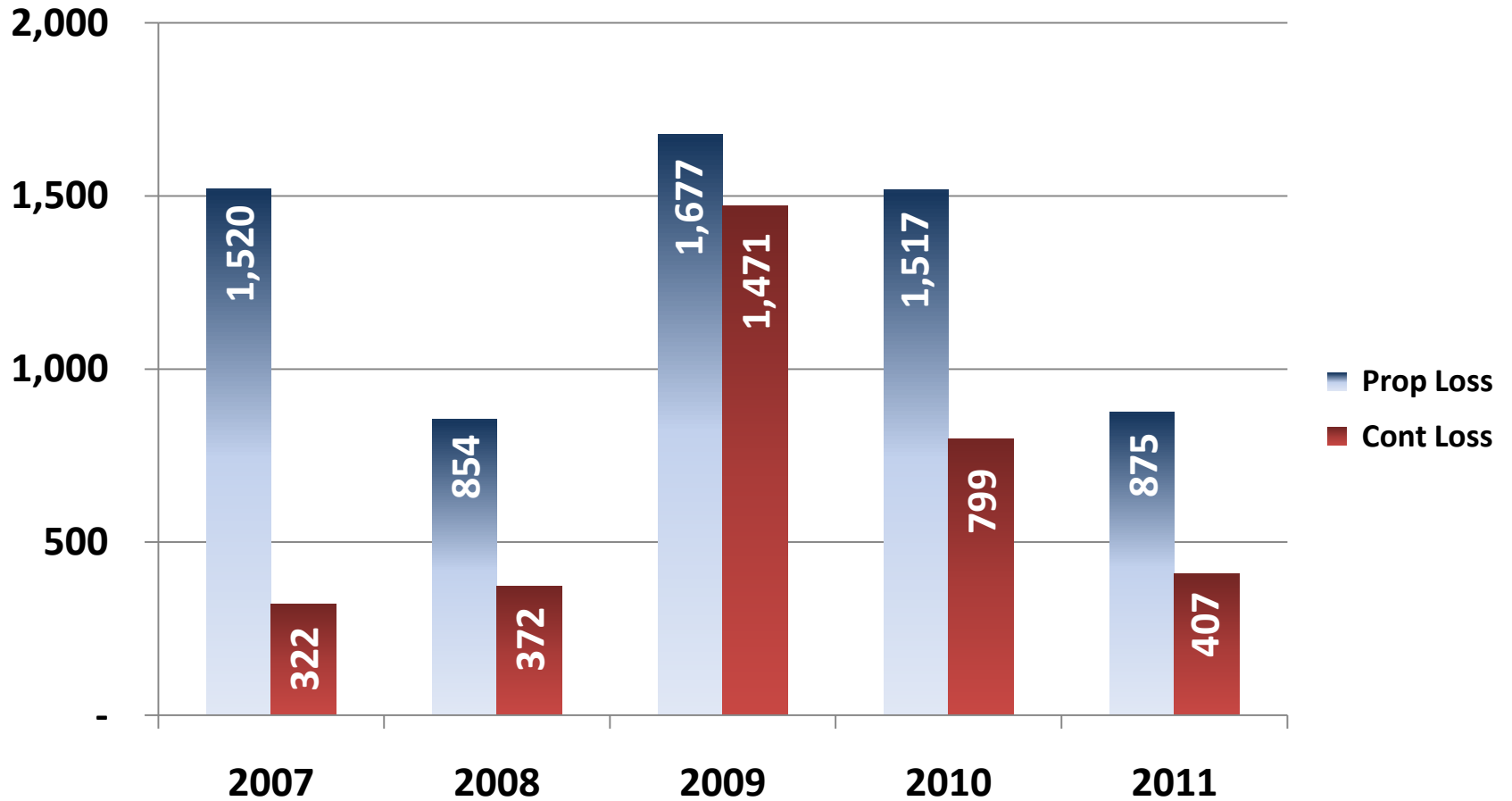
# Fire Response and Standard of Cover

Compliance with RCW 35.103

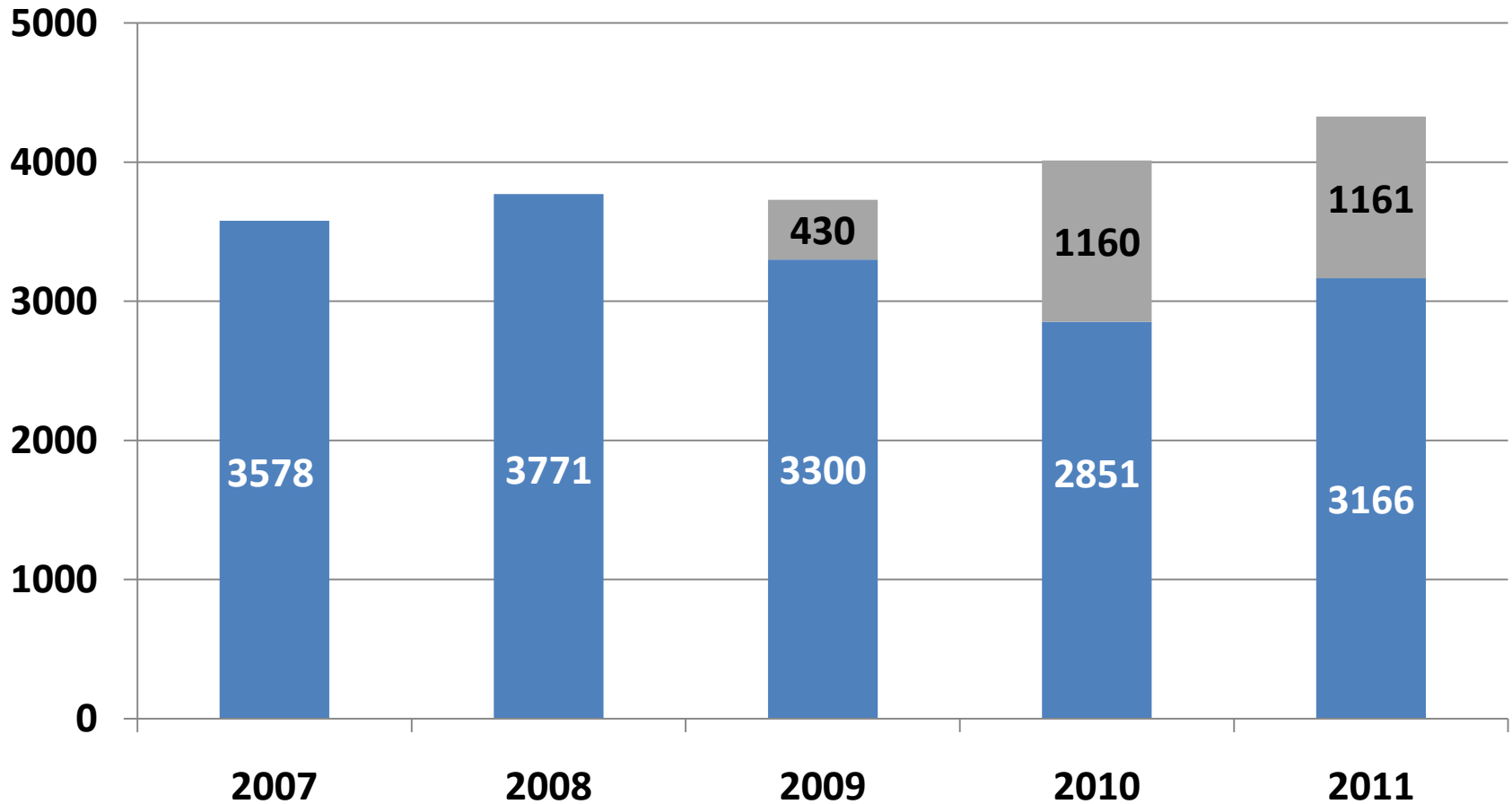
- 2011 Fire Response
  - 287 Fire Incidents
    - 51 Structure Fires
    - 71 Rubbish or Dumpster Fires
    - 23 Vehicle Fires
    - 33 Grass/brush Fires
    - 89 Incidents required 3 or more units to mitigate

Average Response	Average Duration	Incidents <6 Minutes Response	Incidents <9 Minutes Response	Total \$ Property Loss	Total \$ Content Loss
0:05:23	0:38:21	57.14%	83.62%	\$ 874,759.00	\$ 407,301.00

# Fire Loss History



# EMS Incident Response History



■ Alpha & Bravo EMS Incidents (AMR Only)

# EMS Responses and Standard of Cover

Compliance with RCW 35.103

- 2011 EMS Responses
  - 720 Non-Emergent Incidents
  - 2175 Emergent Incidents
  - 271 Motor Vehicle Collisions

	Incident #	Average Response	Average Duration	<6 Minutes	<8 Minutes
Non-Emergent	720	0:08:31	0:22:14	28.47%	52.92%
Emergent	2175	0:05:37	0:21:21	65.70%	87.91%
Motor Vehicle Collisions	271	0:04:16	0:22:29	75.28%	91.14%
<b>Total</b>	<b>3166</b>	<b>0:06:10</b>	<b>0:21:39</b>	<b>58.05%</b>	<b>80.23%</b>

# Paramedic Program Current Status

- ALS Program
  - Phase I—Hire initial 4 Firefighter/Paramedics (SAFER Grant)
  - Phase II—In Process—Add LFD EMS Unit
  - Phase III—In Process—Through Attrition Hire Firefighter/Paramedics
  - Phase IV—Future – Add 2<sup>nd</sup> LFD EMS Unit
  - Phase V—Future—Staff LFD EMS Units Full-time
- American Medical Response (AMR)
  - January 2012; Three 24-Hour Medic Units
  - April 2012; Two 24-Hour & One 12-Hour Medic Unit
  - Level 0's
    - 2011 - 311
    - 2012 – 51 through March
- Cowlitz 2 Fire & Rescue
  - 53 Transports in 2011
  - 28 Transports through March 2012

# EMS Transports in City

AMR	Responses	Transports	Revenue to City	
1 <sup>st</sup> Quarter 2012	565	467	\$17,816	\$71,264 Projected '12
2011	2177	1802	\$65,746	
2010	2018	1667	\$63,596	
2009	2182	1662	\$63,405	

C2FR	Responses	Transports	Fee to C2FR	
1 <sup>st</sup> Quarter 2012	25	25	\$9,500	\$38,000 Projected '12
2011	55	55	\$17,875	
2010	56	56	\$9,160	
2009	182	182	\$27,000	

## AMR & C2FR

Combined	Responses	Transports	Net Revenue to City	
1 <sup>st</sup> Quarter 2012	590	492	\$13,441	\$33,264 Projected '12
2011	2232	1857	\$47,871	
2010	2073	1722	\$54,436	
2009	2364	1844	\$36,405	

# Next Steps

- Continue ALS Program Phase II & III
  - Bargain Impact of Transport Program with IAFF
  - State Transport License
  - Adopt Ordinance for Transport Fees
- 2013-2014
  - Sustain Funding SAFER Positions
  - Enhance Department Administration-Reinstate Battalion Chief Position
  - Enhance Fire and Injury Prevention Program- Reinstate Fire Inspector
  - Incorporate Near-Term Facilities Plan Recommendations within CIP Budget Request
- Goal for EMS to City
  - Longview Dedicated EMS Transport Units (2)