

# River Cities Transit Performance Standards

Presentation to the Cowlitz Transit Authority  
July 8, 2015



# Overview

- \* **WHY** are we discussing these now and why establish standards?
- \* **WHAT** are performance standards?
- \* **NEXT STEPS**

# WHY?




# Terminology


- \* **Goals**
- \* **Performance Measure**
- \* **Performance Standard**
- \* **Tracking Measure**

Each are defined and described in Chapter 5 of the adopted Transit Enhancement Plan


# Fixed Route System Goals




The system's cost structure should not increase faster than inflation



Fares should cover the same proportion of operating costs that they do today



The productivity of the system should increase




System ridership should increase faster than the service area population

# Performance Measures


- System Ridership/Hours/Service Miles
- Passenger Miles
- Rides per Capita
- Operating cost per revenue hour
- Cost per rider
- Farebox recovery
- Passengers per hour
- Route Speed



# Individual Route Goals



Route productivity  
should increase



Routes should  
maintain their current  
operating speed

# Vanpool Performance Standards

- \* Measure percent capacity utilization
  - \* Goals
    - \* 7 passengers for 12 passenger van
    - \* 5 passengers per 7 passenger van

RiverCities Transit  
Vanpool Program



SERVING LONGVIEW AND KELSO, WA



# RiverCities LIFT Service Standards

- \* **Review performance over time**
  - \* **Cost per revenue hour**
  - \* **Cost per trip**
  - \* **Cost per revenue mile**
  - \* **Trips per hour**
  - \* **Revenue miles per trip**
  - \* **Percent of trips on-time**

# What's Next?

- **Staff gathers any recommendations from July meeting**
- **August 12th Board Meeting - CTA finalizes recommendations**