




















































































History of Cash Balance Report for Mint Valley

	January	February	March	April	May	June	July	August	September	October	November	December
2010	\$47,329	\$23,575	\$46,842	\$113,919	\$95,004	\$93,092	\$102,374	\$147,328	\$151,798	\$129,062	\$165,246	\$128,048
2011	\$106,410 	\$77,391 	\$84,313 	\$151,758 	\$125,062 	\$156,456 	\$161,566 	\$179,797 	\$192,613 	\$169,547 	\$142,276 	\$91,776 
2012	\$68,297 	\$47,259 	\$32,829 	\$96,532 	\$100,338 	\$85,839 	\$122,958 	\$134,397 	\$129,548 	\$121,207 	\$80,248 	\$40,118 
2013	\$18,978 	-\$3,101 	\$3,489 	\$55,570 	\$63,165 	\$57,634 	\$95,115 	\$117,007 	\$102,842 	\$94,231 	\$71,190 	\$19,845 
2014	-\$7,641 	-\$33,877 	\$7,869 	\$5,776 	-\$1,916 	\$6,361 	\$5,892 	\$37,325 	\$34,710 	\$28,915 	\$12,295 	\$14,210 
2015	\$5,078 	-\$20,299 	\$64,410 	\$70,877 	\$53,691 	\$70,710 	\$83,755 	\$101,639 	\$106,994 	\$108,704 	\$82,984 	\$41,273 
2016	\$21,601 	\$19,518 	\$70,048 	\$81,477 	\$69,932 	\$85,956 	\$109,643 	\$122,358 	\$116,572 	\$93,842 	\$66,588 	\$16,824 
2017	-\$7,244 	\$12,719 	-\$1,755 	-\$9,054 	-\$13,622 	-\$22,945 	-\$13,953 	-\$19,496 	-\$27,165 			

-  Indicates a decrease from previous year at the same time
-  Indicates an increase from the previous year at the same time