

The background of the slide is a dark blue overlay on a close-up image of US currency. Visible elements include the top of a \$100 bill with the number '012782710', the signature of Benjamin Franklin, and the words 'ONE HUNDRED DOLLARS' on a \$10 bill. The text is white and centered.

City of Longview

2019 General Fund Revenue Sources

Public Hearing

November 1, 2018

General Fund Revenue Sources

The General Fund of the City of Longview delivers a wide range of services to the citizens of this city.

- General Government
- Public Safety
- Transportation
- Community Development
- Culture & Recreation

➤ Taxes

➤ Licenses & Permits

➤ Intergovernmental

➤ Charges for Services

➤ Fines & Forfeits

➤ Miscellaneous

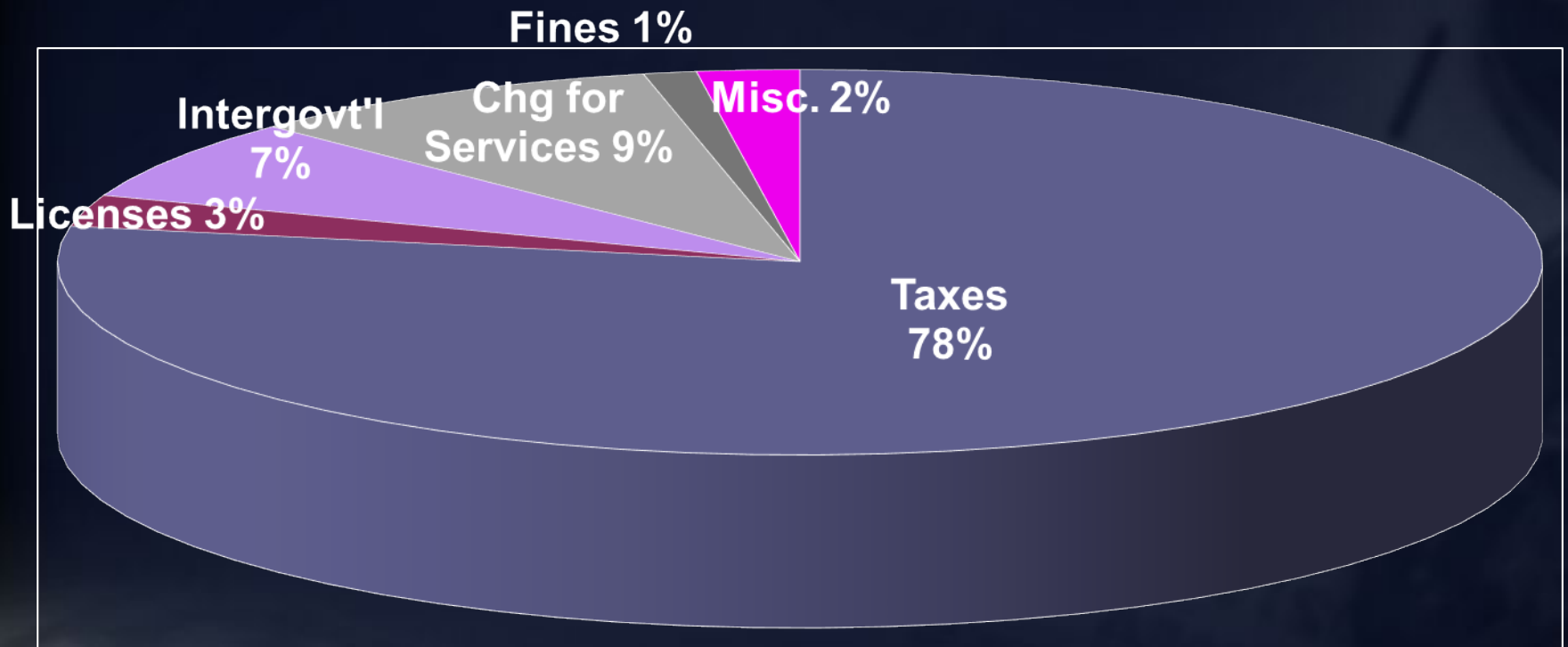
➤ Transfers

2019 General Fund Budgeted Revenues

Source:	Amount
Taxes	\$29,382,730
Licenses & Permits	997,200
Intergovernmental	2,557,310
Charges for Services	3,474,930
Fines & Forfeits	436,500
Miscellaneous	381,750
Transfers	<u>461,000</u>
Total Revenues	\$37,691,420

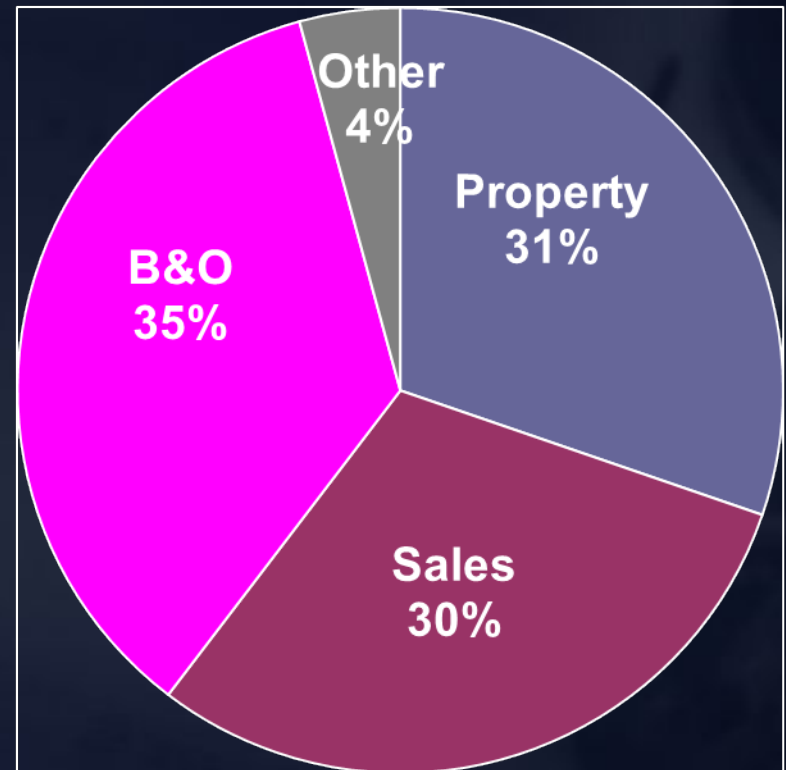
2019 Revenue Sources

(by category/percent)



2019 Budgeted General Fund Taxes

<u>Tax</u>	<u>Amount</u>
Property	\$8,895,000
Sales	8,843,770
B&O	10,394,670
Other	<u>1,249,290</u>
Total	<u>\$29,382,730</u>



History of Assessed Property Values

(in the 000's)



2019 assessed value in the amount of \$3.3 billion is up 11.1% from 2018 assessed value of \$2.9 billion.

Assessed Value/Property Tax Comparison

City of Longview

Year	Assessed Value	% Chg	Levy Rate	Property Tax
2010	\$2,809,338,951	(3.2%)	\$2.89	\$8,134,755
2011	\$2,728,499,411	(2.9%)	\$3.03	\$8,284,506
2012	\$2,703,686,847	(0.9%)	\$3.11	\$8,419,453
2013	\$2,502,611,760	(7.4%)	\$3.41	\$8,533,950
2014	\$2,532,716,797	1.2%	\$3.42	\$8,671,021
2015	\$2,581,691,836	1.9%	\$3.43	\$8,846,768
2016	\$2,632,167,111	2.0%	\$3.40	\$8,946,920
2017	\$2,702,263,377	2.7%	\$3.35	\$9,064,379
2018	\$2,928,021,239	8.4%	\$3.16	\$9,249,163
2019	\$3,255,233,910	11.1%	\$2.89	\$9,391,848

2019 Levy – 101% Percent

- 2018 Levy Rate = \$3.316/\$1,000
2018 Property Taxes = \$9,249,163
- 2019 Levy Rate (101%) = \$2.885/\$1,000
2019 Est. Property Taxes = \$9,391,848

2019 Property tax levy (101%)	\$9,391,848
Less: New construction	- <u>50,193</u>
Maximum levy less new const/annex	\$9,341,655
Less: 2018 highest lawful levy	- <u>9,249,163</u>
\$ increase before new const/annexation	\$ 92,492

2019 percentage increase = 1.0%

Note: Property taxes in the amount of \$500,000 allocated to the Economic Development Fund for Mint Farm debt service.

2018-2019 City of Longview Property Tax Comparison

2018

$\$3.16 \times 212.83 = \672.54

(assessed value: \$212,830)

2019

$\$2.89 \times 236.03 = \682.13

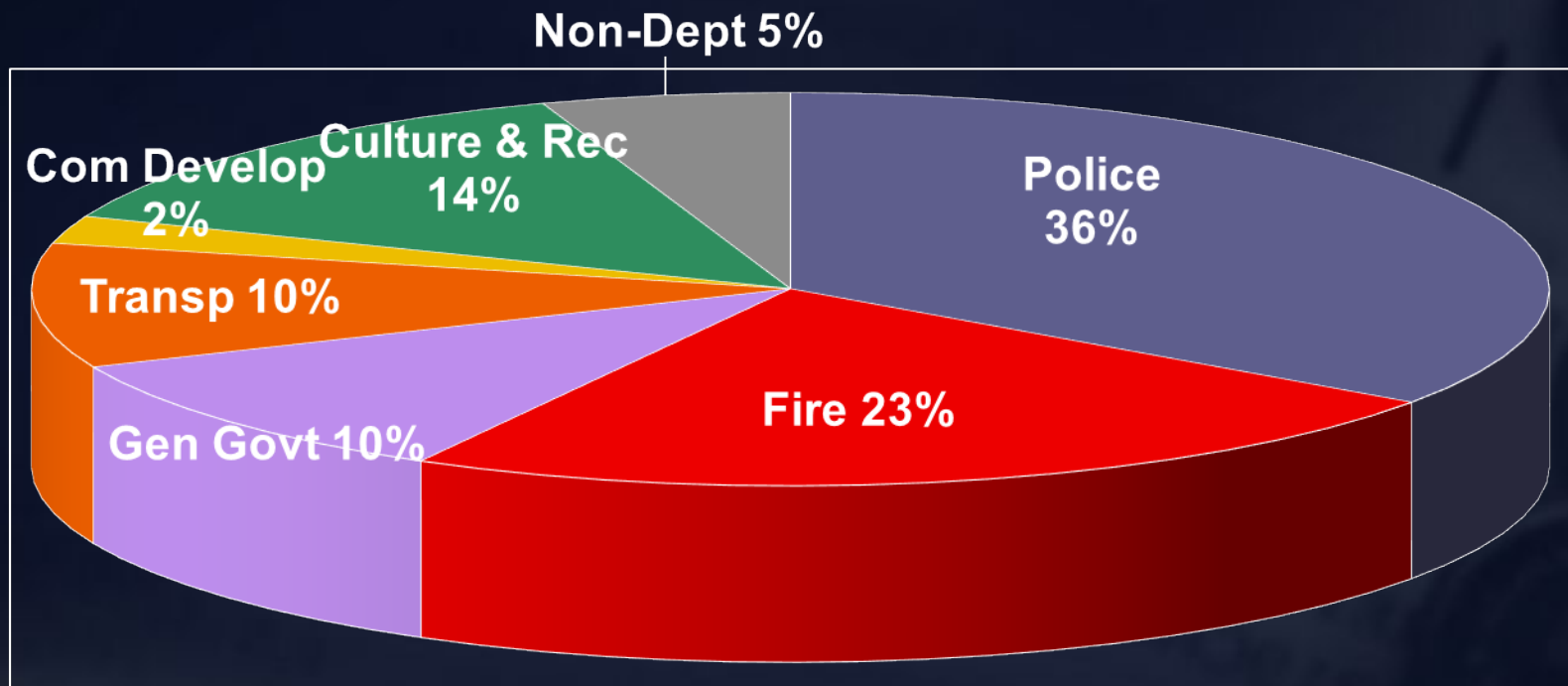
(assessed value: \$236,030)

My House



2019 City of Longview property tax increase = \$9.59

2019 General Fund Preliminary Expenditures



2019 General Fund Expenditure Total = \$39,444,560

2018 Revenue Sources

The end.